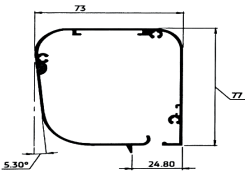
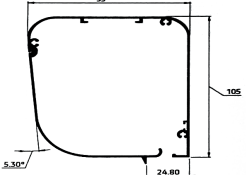
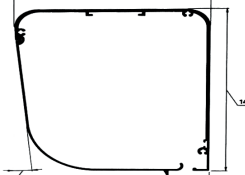
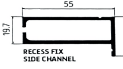
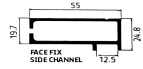
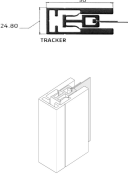


# Cassette blinds and cassette blackout blinds professionally fitted












Please note:

1 - These cassette blinds with ZIP inserted sidechannels provide the greatest darkness amongst other blind types you can in the market, however it is not sold on the basis that it offers a full 100% darkness in a room when blind is closed. Some light can still come in at the sides, at the top and the bottom, especially if the window recess is not perfectly square where the cassette blind is installed.

2 - Due to the welding process the fabric is not always perfectly flat and can result in a slight baggy look. See photos on the bottom of this page.





73mm wide cassette	95mm wide cassette	120mm wide cassette	Recess Fix Side channel	Face Fix Side channel	ZIP Side channel
					
Cassette width: 73mm Cassette height: 77mm C60	Cassette width: 95mm Cassette height: 105mm C90	Cassette width: 120mm Cassette height: 140mm C120	Width: 55mm Depth: 19.7mm	Width: 55mm Depth: 19.7mm	Width: 50mm Depth: 24.80mm

## CASSETTED ROLLER BLINDS WITH NO SIDECANNELS

BLIND TYPE C1		MANUAL CHAIN CONTROLLED CASSETTED BLINDS				C20
All of these sidewinder cassetted blinds come with an enclosed aluminium head-box as standard. This cassette is designed for top or face fixing and accommodates 32, 45, 53 or 70mm grooved aluminium barrels, depending on blind size and fabric weight. Fabric is locked into a groove in the barrel, and features aluminium bottom bar. A robust sidewinder mechanism provides the effective means of operation with the use of metal control chain, held in place by a chain tidy. Black or white hardware as standard.						
PRODUCT OPTIONS						
OPERATION TYPE	CASSETTE WIDTH 73mm	CASSETTE WIDTH 95mm	CASSETTE WIDTH 120mm	SIDE CHANNELS	HARDWARE COLOUR	
  <b>Chain operation</b>				<div>No side channels</div>	Black cassette 	
	<div>Min. width: 200mm Max. width: 2055mm Min. drop: 200mm Max. drop: 2240mm</div>	<div>Min. width: 200mm Max. width: 3450mm Min. drop: 200mm Max. drop: 4250mm</div>	<div>Min. width: 100mm Max. width: 4700mm Min. drop: 200mm Max. drop: 5750mm</div>		White cassette 	
PRODUCT PHOTOS						
						
-click any image to enlarge-						
<a href="#">Book An Appointment »</a>						

**BLIND TYPE C2**
**MANUAL SLOW-RISE SPRING CASSETTED BLINDS**
**C22**

This cassetted braked spring roller blind with premium quality spring and decelerator ensures smooth and quiet operation. Direct fix for top and face applications. The fabric is locked into a groove in the 32mm aluminium barrel, and features aluminium Tear Drop bottom bar. Black or white hardware as standard.

OPERATION	CASSETTE 73mm	CASSETTE 95mm	CASSETTE 120mm	SIDE CHANNELS	COLOUR
		<i>Not available with cassette 95</i>	<i>Not available with cassette 120</i>	<i>No side channels</i>	<div>Black cassette</div>  <div>White cassette</div> 
<b>Spring operation</b>	<div>Min. width: 450mm</div> <div>Max. width: 1800mm</div> <div>Min. drop: 200mm</div> <div>Max. drop: 2150mm</div>	<div>-</div> <div>-</div> <div>-</div> <div>-</div>	<div>-</div> <div>-</div> <div>-</div> <div>-</div>		

**BLIND TYPE C3**
**MANUAL CRANK OPERATED CASSETTED BLINDS**
**C24**

The crank control cassetted blind features a compact, robust 1:3 gear mechanism operated by a detachable crank handle. The cassette is designed for top or face fixing and accommodates 45, 53 or 70mm grooved aluminium barrels, depending on blind size and fabric weight. The fabric is locked into a groove in the barrel. It has an aluminium Tear Drop bottom bar and black or white hardware as standard.

OPERATION	CASSETTE 73mm	CASSETTE 95mm	CASSETTE 120mm	SIDE CHANNELS	COLOUR
	<i>Not available with cassette 73</i>			<i>No side channels</i>	<div>Black cassette</div>  <div>White cassette</div> 
<b>Crank operation</b>	<div>-</div> <div>-</div> <div>-</div> <div>-</div>	<div>Min. width: 200mm</div> <div>Max. width: 3450mm</div> <div>Min. drop: 200mm</div> <div>Max. drop: 4250mm</div>	<div>Min. width: 200mm</div> <div>Max. width: 4700mm</div> <div>Min. drop: 200mm</div> <div>Max. drop: 5750mm</div>		

**BLIND TYPE C4**
**LOW VOLTAGE ELECTRIC CASSETTED BLINDS**
**C25**

This electric cassetted blind features a low voltage motor as standard. The cassette is designed for top or face fixing and accommodates 40mm grooved aluminium barrel, housing the 24v DC motor. The motor is controlled by a switch/transformer which may be surface or flush mounted. The fabric is locked into a groove in the barrel. It has an aluminium Tear Drop bottom bar and black or white hardware as standard.

OPERATION	CASSETTE 73mm	CASSETTE 95mm	CASSETTE 120mm	SIDE CHANNELS	COLOUR
			<i>Not available with cassette 120</i>	<i>No side channels</i>	<div>Black cassette</div>  <div>White cassette</div> 
<b>Motorised, 24v mains powered</b>	<div>Min. width: 533mm</div> <div>Max. width: 2650mm</div> <div>Min. drop: 200mm</div> <div>Max. drop: 2350mm</div>	<div>Min. width: 500mm</div> <div>Max. width: 2650mm</div> <div>Min. drop: 200mm</div> <div>Max. drop: 3350mm</div>	<div>-</div> <div>-</div> <div>-</div> <div>-</div>		

**CONTROL OPTIONS**


Single Channel Hand Held Transmitter



6 Channel Handheld Transmitter



16 Channel Handheld Transmitter



Wall Mounted RC Switch 1 Channel



Wall Mounted RC Switch 2 Channel

**BLIND TYPE C5**
**ELECTRIC MOTORISED CASSETTED BLINDS**
**C27**

This electric cassetted blind features a motor as standard. The cassette is designed for top or face fixing and accommodates 40mm grooved aluminium barrel, housing the 230v AC motor. The motor is controlled by a switch/transformer which may be surface or flush mounted. The fabric is locked into a groove in the barrel with studs fitted at edge of fabric to retain it within side channels. Also, there is an aluminium Tear Drop bottom bar and black or white hardware as standard.

OPERATION	CASSETTE 73mm		CASSETTE 95mm		CASSETTE 120mm		SIDE CHANNELS	COLOUR
 <p><b>Motorised, 230v mains powered</b></p>	<p><i>Not available with cassette 73</i></p>						<p><i>No side channels</i></p>	<p>Black cassette</p> 
	-	-	Min. width: 570mm		Min. width: 570mm			<p>White cassette</p> 
	-	-	Max. width: 3450mm		Max. width: 4700mm			
	-	-	Min. drop: 200mm		Min. drop: 200mm			
	-	-	Max. drop: 3450mm		Max. drop: 5750mm			

**CONTROL OPTIONS**


Single Channel Hand Held Transmitter



6 Channel Handheld Transmitter



16 Channel Handheld Transmitter



Wall Mounted RC Switch 1 Channel



Wall Mounted RC Switch 2 Channel



Wall Mounted Switch

**BLIND TYPE C6**
**7.4v DC BATTERY OPERATED MOTORISED CASSETTED BLINDS**
**C29**

This electric cassetted blind with side channels features a 7.4v DC battery powered tubular motor. The cassette is designed for top or face fixing which accommodates a 40mm grooved aluminium barrel, housing the motor. The motor makes operation easy thanks to its remote control, with a quiet and soft start/stop motion and electronic stops. The fabric is locked into a groove in the barrel and an aluminium bottom bar. Black or white hardware as standard.

OPERATION	CASSETTE 73mm	CASSETTE 95mm	CASSETTE 120mm	SIDE CHANNELS	COLOUR																								
 <p><b>Motorised, 7.4v DC battery powered</b></p>	 <table><tr><td>Min. width:</td><td>533mm</td></tr><tr><td>Max. width:</td><td>2650mm</td></tr><tr><td>Min. drop:</td><td>200mm</td></tr><tr><td>Max. drop:</td><td>2550mm</td></tr></table>	Min. width:	533mm	Max. width:	2650mm	Min. drop:	200mm	Max. drop:	2550mm	 <table><tr><td>Min. width:</td><td>533mm</td></tr><tr><td>Max. width:</td><td>2714mm</td></tr><tr><td>Min. drop:</td><td>200mm</td></tr><tr><td>Max. drop:</td><td>3350mm</td></tr></table>	Min. width:	533mm	Max. width:	2714mm	Min. drop:	200mm	Max. drop:	3350mm	<div>Not available with cassette 120</div> <table><tr><td>-</td><td>-</td></tr><tr><td>-</td><td>-</td></tr><tr><td>-</td><td>-</td></tr><tr><td>-</td><td>-</td></tr></table>	-	-	-	-	-	-	-	-	<div>White / Black Face fix sidechannel</div>  <div>White / Black Recess fix sidechannel</div> 	<div>Black cassette</div>  <div>White cassette</div> 
Min. width:	533mm																												
Max. width:	2650mm																												
Min. drop:	200mm																												
Max. drop:	2550mm																												
Min. width:	533mm																												
Max. width:	2714mm																												
Min. drop:	200mm																												
Max. drop:	3350mm																												
-	-																												
-	-																												
-	-																												
-	-																												

**CONTROL OPTIONS**



Single Channel Hand Held Transmitter



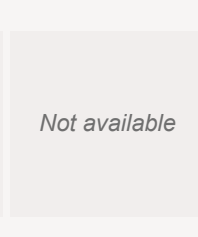
6 Channel Handheld Transmitter




16 Channel Handheld Transmitter



Wall Mounted RC Switch 1 Channel



Wall Mounted RC Switch 2 Channel



Wall Mounted Switch

## CASSETTED ROLLER BLINDS WITH SIDECHANNELS

### BLIND TYPE S1

### MANUAL CHAIN CONTROLLED CASSETTED BLINDS with sidechannels

C40

All of the sidewinder cassetted blinds come with an enclosed aluminium head-box and side channels as standard. The cassette is designed for top or face fixing and accommodates a 32mm grooved aluminium barrel. Fabric is locked into groove in barrel, and features aluminium bottom bar with pile seal. A robust sidewinder mechanism provides the effective means of operation with the use of metal control chain, held in place by a chain tidy. Studs fitted at the edge of the fabric retain it within side channels. Black or white hardware as standard.







OPERATION	CASSETTE 73mm	CASSETTE 95mm	CASSETTE 120mm	SIDE CHANNELS	COLOUR
 <p><b>Chain operation</b></p>				White / Black Face fix sidechannel 	Black cassette 
	Min. width: 160mm Max. width: 2050mm Min. drop: 200mm Max. drop: 2410mm	Min. width: 200mm Max. width: 3450mm Min. drop: 200mm Max. drop: 3250mm	Min. width: 200mm Max. width: 4700mm Min. drop: 200mm Max. drop: 5000mm	White / Black Recess fix sidechannel 	White cassette 

### BLIND TYPE S2

### MANUAL SLOW-RISE SPRING CASSETTED BLINDS

C42

The cassetted braked spring roller blind comes with a premium quality spring and decelerator to ensure smooth and quiet operation. Direct fix for top and face applications. The fabric is locked into a groove in the 32mm aluminium barrel, and by pins in the side channels. It also features an aluminium bottom bar. Black or white hardware as standard.

OPERATION	CASSETTE 73mm	CASSETTE 95mm	CASSETTE 120mm	SIDE CHANNELS	COLOUR
 <p><b>Spring operation</b></p>		Not available with cassette 95	Not available with cassette 120	White / Black Face fix sidechannel 	Black cassette 
	Min. width: 590mm Max. width: 1800mm Min. drop: 200mm Max. drop: 2160mm	-	-	White / Black Recess fix sidechannel 	White cassette 

### BLIND TYPE S3

### MANUAL CRANK OPERATED CASSETTED BLINDS with sidechannels

C44

The crank control cassetted blind features a compact, robust 1:3 gear mechanism operated by a detachable crank handle. The cassette is designed for top or face fixing and accommodates a 45, mm grooved aluminium barrel. The fabric is locked into a groove in the barrel with studs fitted at the edges of fabric to retain it within the side channels. Aluminium bottom bar. Black or white hardware as standard.




OPERATION	CASSETTE 73mm	CASSETTE 95mm	CASSETTE 120mm	SIDE CHANNELS	COLOUR
 <p><b>Crank operation</b></p>	Not available with cassette 73			White / Black Face fix sidechannel 	Black cassette 
	-	Min. width: 200mm Max. width: 3450mm Min. drop: 200mm Max. drop: 3250mm	Min. width: 200mm Max. width: 4700mm Min. drop: 200mm Max. drop: 5000mm	White / Black Recess fix sidechannel 	White cassette 

### BLIND TYPE S4

### LOW VOLTAGE ELECTRIC CASSETTED BLINDS with sidechannels





C45

The electric cassetted blind with side channels features a low voltage motor as standard. Cassette is designed for top or face fixing and accommodates a 40mm grooved aluminium barrel, housing the 24v DC motor. The motor is controlled by a switch/transformer which may be surface or flush mounted. The fabric is locked into a groove in the barrel with studs fitted at the edge of the fabric to retain it within the side channels. Aluminium Tear Drop bottom bar. Black or white hardware as standard.

OPERATION	CASSETTE 73mm	CASSETTE 95mm	CASSETTE 120mm	SIDE CHANNELS	COLOUR
			Not available with cassette 120	White / Black Face fix sidechannel 	Black cassette 



**Motorised, 24v  
mains powered**

				
Min. width:	533mm	Min. width:	533mm	
Max. width:	2650mm	Max. width:	2650mm	
Min. drop:	200mm	Min. drop:	200mm	
Max. drop:	1500mm	Max. drop:	2500mm	

**CONTROL OPTIONS**



Single Channel Hand Held Transmitter



6 Channel Handheld Transmitter



16 Channel Handheld Transmitter



Wall Mounted RC Switch 1 Channel



Wall Mounted RC Switch 2 Channel

**BLIND TYPE S5**

**ELECTRIC MOTORISED CASSETTED BLINDS with sidechannels**

**C47**

The electric cassetted blind with side channels features a motor as standard. The cassette is designed for top or face fixing and accommodates a 40mm grooved aluminium barrel, housing the 230 v AC motor. The motor is controlled by a switch/transformer which may be surface or flush mounted. The fabric is locked into a groove in the barrel with studs fitted at the edge of the fabric to retain it within the side channels. Aluminium Tear Drop bottom bar. Black or white hardware as standard.

OPERATION	CASSETTE 73mm	CASSETTE 95mm	CASSETTE 120mm	SIDE CHANNELS	COLOUR
	<i>Not available with cassette 73</i>			White / Black Face fix sidechannel  White / Black Recess fix sidechannel 	Black cassette  White cassette 
Motorised, 230v mains powered	- - - -	Min. width: 570mm Max. width: 3450mm Min. drop: 200mm Max. drop: 2450mm	Min. width: 570mm Max. width: 4700mm Min. drop: 200mm Max. drop: 5000mm		

**CONTROL OPTIONS**



Single Channel Hand Held Transmitter



6 Channel Handheld Transmitter



16 Channel Handheld Transmitter



Wall Mounted RC Switch 1 Channel



Wall Mounted RC Switch 2 Channel



Wall Mounted Switch

**BLIND TYPE S6**






**7.4v DC BATTERY OPERATED MOTORISED CASSETTED BLINDS with sidechannels**

**C49**






This electric cassetted blind with side channels features a 7.4v DC battery powered tubular motor. The cassette is designed for top or face fixing which accommodates a 40mm grooved aluminium barrel, housing the motor. The motor makes operation easy thanks to its remote control, with a quiet and soft start/stop motion and electronic stops. The fabric is locked into a groove in the barrel with studs fitted at the edge of the fabric to retain it within the side channels. Aluminium bottom bar. Black or white hardware as standard. This one will need to be charged with either a charger or a solar powered panel.

OPERATION	CASSETTE 73mm	CASSETTE 95mm	CASSETTE 120mm	SIDE CHANNELS	COLOUR
			<i>Not available with cassette 120</i>	White / Black Face fix sidechannel	Black cassette

**Motorised, 7.4v DC  
battery powered**


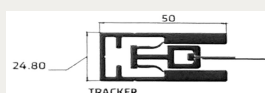
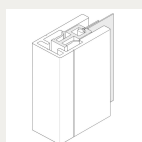
				
Min. width:	533mm	Min. width:	533mm	
Max. width:	2650mm	Max. width:	2650mm	
Min. drop:	200mm	Min. drop:	200mm	
Max. drop:	1500mm	Max. drop:	2100mm	
				

**CONTROL OPTIONS**

					
Single Channel Hand Held Transmitter	6 Channel Handheld Transmitter	16 Channel Handheld Transmitter	Not available	Not available	Not available
			Wall Mounted RC Switch 1 Channel	Wall Mounted RC Switch 2 Channel	Wall Mounted Switch

**CASSETTED ROLLER BLINDS WITH TRACKER ZIP SIDECHANNELS**

ZIP SIDE CHANNELS:



**BLIND TYPE T1**

**ZIP MANUAL CHAIN CONTROLLED CASSETTED BLINDS with sidechannels**

**40-T**

All of the sidewinder cassetted blinds come with an enclosed aluminium head-box and side channels as standard. The cassette is designed for top or face fixing and accommodates 53/70mm grooved aluminium barrels, depending on blind size and fabric weight. Fabric is locked into groove in barrel, and features aluminium bottom bar with pile seal. A robust sidewinder mechanism provides the effective means of operation with the use of metal control chain, held in place by a chain tidy. Studs fitted at the edge of the fabric retain it within side channels. Black or white hardware as standard.

OPERATION	CASSETTE 73mm	CASSETTE 95mm	CASSETTE 120mm	SIDE CHANNELS	COLOUR
					
Chain operation	Min. width: 200mm Max. width: 1000mm Min. drop: 200mm Max. drop: 1500mm	Min. width: 200mm Max. width: 2900mm Min. drop: 200mm Max. drop: 2700mm	Min. width: 200mm Max. width: 4700mm Min. drop: 200mm Max. drop: 3530mm		

**BLIND TYPE T2**

**ZIP MANUAL CRANK OPERATED CASSETTED BLINDS with sidechannels**

**44-T**

The crank control cassetted blind features a compact, robust 1:3 gear mechanism operated by a detachable crank handle. The cassette is designed for top or face fixing and accommodates 45, 53 or 70mm grooved aluminium barrels, depending on blind size and fabric weight. The fabric is locked into a groove in the barrel with studs fitted at the edges of fabric to retain it within the side channels. Aluminium bottom bar. Black or white hardware as standard.

OPERATION	CASSETTE 73mm	CASSETTE 95mm	CASSETTE 120mm	SIDE CHANNELS	COLOUR
	Not available with cassette 73				
					



Crank operation	-	-	Min. width:	200mm	Min. width:	200mm
	-	-	Max. width:	3450mm	Max. width:	3600mm
	-	-	Min. drop:	200mm	Min. drop:	200mm
	-	-	Max. drop:	2890mm	Max. drop:	3450mm

<b>BLIND TYPE T3</b>	<b>ZIP LOW VOLTAGE ELECTRIC CASSETTED BLINDS with sidechannels</b>	<b>45-T</b>
----------------------	--	-------------

The electric cassetted blind with side channels features a low voltage motor as standard. Cassette is designed for top or face fixing and accommodates a 40mm grooved aluminium barrel, housing the 24v DC motor. The motor is controlled by a switch/transformer which may be surface or flush mounted. The fabric is locked into a groove in the barrel with studs fitted at the edge of the fabric to retain it within the side channels. Aluminium Tear Drop bottom bar. Black or white hardware as standard.

OPERATION	CASSETTE 73mm	CASSETTE 95mm	CASSETTE 120mm	SIDE CHANNELS	COLOUR
  <b>Motorised, 24v mains powered</b>			<div>Not available with cassette 120</div>	White / Black ZIP sidechannel	Black cassette
	Min. width: 500mm	Min. width: 448mm			
	Max. width: 2650mm	Max. width: 2650mm			
	Min. drop: 200mm	Min. drop: 200mm			
	Max. drop: 1000mm	Max. drop: 2000mm			

#### CONTROL OPTIONS



Single Channel Hand Held Transmitter



6 Channel Handheld Transmitter



16 Channel Handheld Transmitter



Wall Mounted RC Switch 1 Channel



Wall Mounted RC Switch 2 Channel

<b>BLIND TYPE T4</b>	<b>ZIP ELECTRIC MOTORISED CASSETTED BLINDS with sidechannels</b>	<b>47-T</b>
----------------------	--	-------------

The electric cassetted blind with side channels features a motor as standard. The cassette is designed for top or face fixing and accommodates a 40mm grooved aluminium barrel, housing the 230 v AC motor. The motor is controlled by a switch/transformer which may be surface or flush mounted. The fabric is locked into a groove in the barrel with studs fitted at the edge of the fabric to retain it within the side channels. Aluminium Tear Drop bottom bar. Black or white hardware as standard.

OPERATION	CASSETTE 73mm	CASSETTE 95mm	CASSETTE 120mm	SIDE CHANNELS	COLOUR
  <b>Motorised, 230v mains powered</b>	<div>Not available with cassette 73</div>			White / Black ZIP sidechannel	Black cassette
		Min. width: 570mm	Min. width: 570mm		
		Max. width: 3450mm	Max. width: 3450mm		
		Min. drop: 200mm	Min. drop: 200mm		
		Max. drop: 2450mm	Max. drop: 4110mm		

#### CONTROL OPTIONS





Single Channel Hand Held Transmitter



6 Channel Handheld Transmitter



16 Channel Handheld Transmitter



Wall Mounted RC Switch 1 Channel



Wall Mounted RC Switch 2 Channel



Wall Mounted Switch

Please note:

1 - These cassette blinds with ZIP inserted sidechannels provide the greatest darkness amongst other blind types you can find in our product portfolio, however it is not sold on the basis that it offers a full 100% darkness in a room when blind is closed. Some light can still come in at the sides, at the top and the bottom, especially if the window recess is not perfectly square where the cassette blind is installed.

2 - Due to the welding process the fabric is not always perfectly flat and can result in a slight baggy look. See photos on the bottom of this page.





[Book An Appointment »](#)